

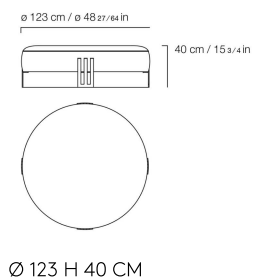


## DESCRIPTION

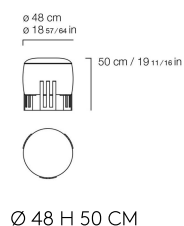
Structure in laser-cut aluminium with Brushed Dark Bronze finishing.  
Seat in multilayer wood and variable thickness high density expansive polyurethane foam. Upholstery and piping in fabric or leather from the collection.

## DIMENSIONS

### POUF E.KLE.222.A




### POUF E.KLE.222.B



## BASE

### METAL



**Metal Brushed Dark  
Bronze**

## UPHOLSTERY

### FABRIC / LEATHER

[download the file in the product page](#)