

# *Fitzroy*

---

## LOW TABLES

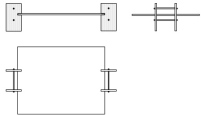
The Fitzroy line epitomises the industrial style which runs throughout the collection. These pieces, with a 1970s feel, recall the shape of the mechanical devices and are made of travertine marble, brass and smoked glass.



Central table with structure in open-pore Travertine marble. Structural bars in matt brass. Coupled glass tops (extra-clear + smoked) with logo.

## LOW TABLES

Central table with structure in open-pore Travertino or Sahara Noir marble. Structural bars in matt brass. Coupled glass tops (extra-clear + smoked) with logo.



### F.FIT.232.A

Central table

#### Standard features

L 144 D 88 H 36 cm  
L 56.69 D 34.65 H 14.17 in



### F.FIT.232.B


Central table

#### Standard features


L 229 D 38 H 43 cm  
L 90.16 D 14.96 H 16.93 in

## LOW TABLES

### TOP



Clear glass




Smoked glass

### STRUCTURE



Travertino marble



Sahara Noir marble